



**STRATOS**

**EXECUTIVE  
OFFICE**

# STRATOS

## EXECUTIVE OFFICE

AMBIENTI ARCHITETTONICI CHE GUARDANO CON INTERESSE IL DESIGN E SI DISTENDE NELLO SPAZIO LAVORATIVO INVADENDOLO DI COLORE. LE SIMMETRIE DELLE LINEE CONVIVONO CON L'INSERIMENTO DI FINITURE MATERICHE INTERVALLATE DA ELEMENTI A GIORNO CHE CREANO GIOCHI DI VOLUME CARATTERIZZANDO LE PROPOSTE DESCRITTE IN QUESTO CATALOGO. COMPOSIZIONI ARMONICHE DECLINATE DA VARI ELEMENTI: MOBILI DI BASE, LIBRERIE, SCRIVANIE CON VARIE SOLUZIONI, ELEMENTI CON ALTERNANZA DI VOLUMI.

*ARCHITECTURAL ENVIRONEMNETS WHICH LOOK WITH INTEREST AT DESIGN, AND STRETCH IN WORKING SPACE, INVADING IT WITH COLOUR. THE SYMMETRIES OF THE LINES LIVE TOGETHER WITH THE INSERTION OF MATERIAL FINISHES ALTERNATED BY OPEN ELEMENTS THAT CREATE VOLUME PLAYS, CHARACTERISING THE PROPOSALS DESCRIBED IN THIS CATALOGUE. HARMONIC COMPOSITIONS DECLINED BY VARIED ELEMENTS: BASIC FURNITURE, BOOKSHELVES, WRITING DESKS WITH VARIOUS SOLUTIONS, ELEMENTS WITH ALTERNATIONS OF VOLUMES.*



LO SPAZIO LAVORO  
RISULTA RITMATO  
E BEN DEFINITO.

*the working space results rhythmic  
and well defined.*







UNA PROPOSTA  
CHE CATTURA  
L'ATTENZIONE  
DELLA FUNZIONALITÀ.

*A proposal that catches  
the attention of functionality.*






# FINITURE

Finishings


## FRONTALI E PIANI




WENGÈ




LARICE CHIARO



NOCE CANALETTO




OLMO



BIANCO



TORTORA



GRIGIO

## INSERTI




ROSSO




GRIGIO ARMY

## GAMBA OPERATIVA E DIREZIONALE




BIANCO



ALLUMINIO


## ANTE VETRO



BIANCO

GRIGIO ARMY

## PIANE IN VETRO




BIANCO

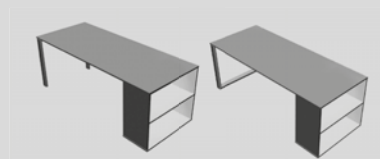
GRIGIO ARMY

# ELEMENTI TECNICI **ABACO**

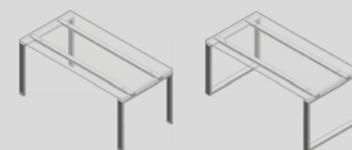
technical components



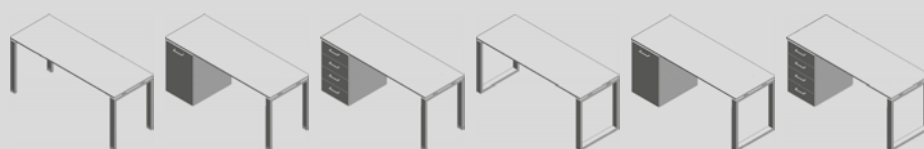
80/100/120/140/160/180X80X73H



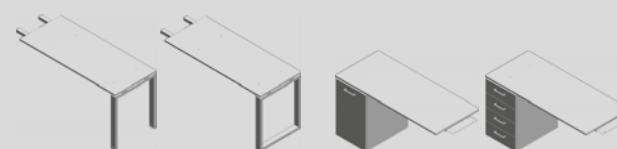
120/140/160/180X80X73H




160X80X72H



80/100/120/140/160/180X60X73H



120/140/X60X73H



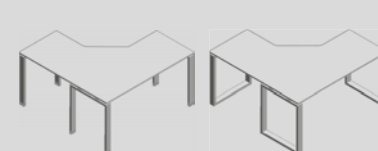
80/100/120/140/160/180X166X73H



80/100/120/140/160/180X126X73H



160X160/180X180X60/80X73H



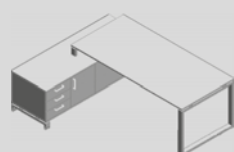
140/140X60/60X73H



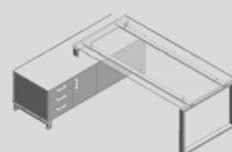
180/200X90X73H



200X90X72H



206/226X168X73H



226X168X72H



41X56X51H



41X56X59H



84X58X59H



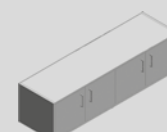
120X126X73H



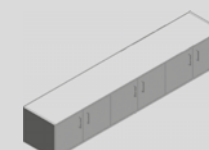
280/360X126X73H



84X46X48H




164X46X48H

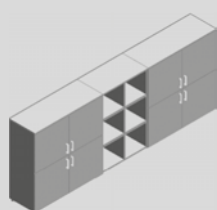


244X46X48H

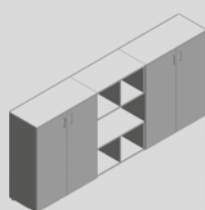
**ESEMPI COMPONENTI MODULI**  
Samples of modular sections



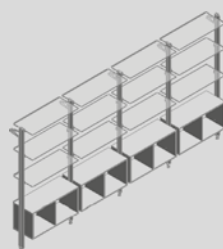
240X46X134H



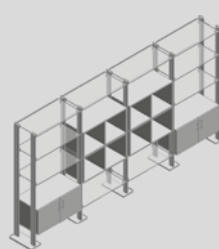
320X46X125H



280X46X125/165H



385X38X208H



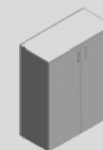
385X45X203H



120 X 46 X 125H



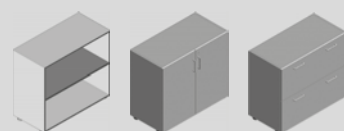
50 X 46 X 125/165H




100 X 46 X 125/165H



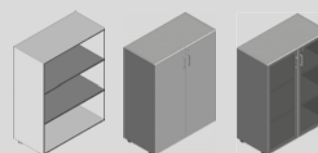
45X45X80H




90X33/45X80H



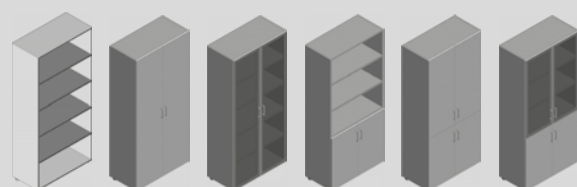
45X45X119H



90X33/45X119H



45X45X196H



90X45X196H



42X78X110H



42X78X110H



76X76X110H



90/120/140/160X76X110H